1	2	3	4
recommended cut-out for snap-in fixing (edge opposite to snap-in direction) Empfohlener Ausschnitt fuer Rastbefestigung (Grat gegenueber Bestueckungsseite)	wall thickness Wanddicke	length of cut-out Ausschnittlaenge	width of cut-out Ausschnittbreite
	0.75 to / bis 1	30 +0.1	22.2 +0.2
	>1 to / bis 1.5	30.2 +0.1	22.2 +0.2
	>1.5 to / bis 3	30.4 +0.1	22.2 +0.2

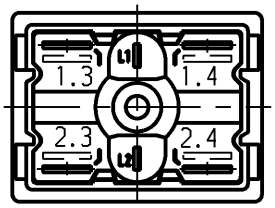

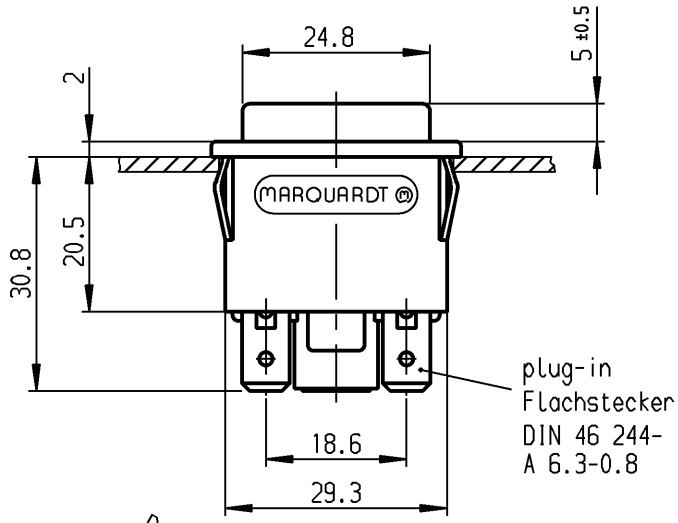

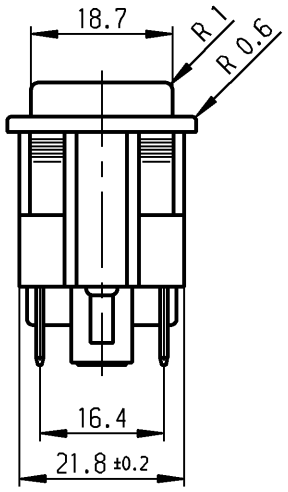

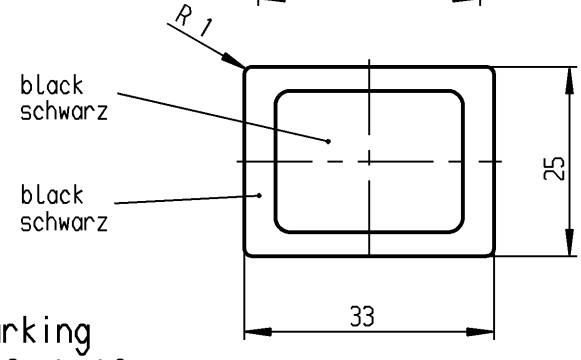

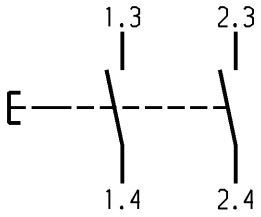

Marking
Aufschrift

MARQUARDT ⓜ
1661.
16(4)/250~ T85/55

05

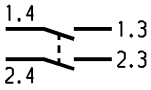

date code of manufacture:
year/week acc. to DIN EN 60062
Herstelljahr/-woche nach DIN EN 60062

on box: 23048
auf Verpackung: 23048

DPNO
Schliesser 2-polig

total travel
Gesamtweg 4.5±0.4

suitable for appliances of class II
Fuer Geraete der Klasse II geeignet.

fuer Form und Lage FOR SHAPE AND LOC.			Allgemeintoleranzen UNTOLERANCED DIMENSIONS				
fuer Winkel FOR ANGLE ± 2°			PROJECTION	Abmasse und Nennmassbereiche Angaben in mm ALL DIMENSIONS ARE IN MILLIMETRES	Laengen LENGTH	Radien RADII	
				0-6	± 0.2	± 0.2	
				>6-15	± 0.4	±	
				>15-30	± 0.4	±	
				>30-70	± 0.6	±	
				>70-120	±		
				>120-200	±		

Pause COPY	Blatt SHEET	Typ	Zeichn./DRAWING NO.	Index
	Original DIN A4 / Massstab SCALE 1:1	K	1661.0101	

0 10 20 30 mm

c	18325	08.12.87 pa	g	40663	12.07.04	wj
b			f	32547	23.05.02	sig
a			e	28075	12.10.99	mut
			d	26325	24.09.98	bb
Ausg. ISSUE	Aenderung REVISION	gez. DRAWN BY	Ausg. ISSUE	Aenderung REVISION	gez. DRAWN BY	

CAD Medusa | Z

gez./DRAWN BY 24.09.98 bb
gepr./CHECKED BY

Ersatz fuer/REPLACEMENT OF
Zchng.gl.Nr.v.23.04.82

Appliance Switch
Geraeteschalter

MARQUARDT
Marquardt GmbH, D-78604 Rietheim-Weilheim

Diese Unterlage ist geistiges Eigentum der Marquardt GmbH. Schutzvermerk nach DIN 34 beachten. Copyright reserved.