

Spectra-Zip® planar cable 191-2601 series



description

Spectra-Zip cable consists of 26 AWG stranded round conductors insulated with gray PVC on .050" centers to form a planar cable. This cable is designed for mass termination IDC type connectors. A tear feature built into the cable allows easy, uniform breakouts without rupturing the insulation.

Spectra-Zip planar cable offers a balanced combination of economy, reliable performance, weight and space savings, controlled electrical characteristics, and low-cost termination for general-purpose interconnection in electronic products from calculators and automobiles to computers and switching networks.

benefits

- Economical with reliable performance.
- Cost-effective IDC termination.
- Tear feature allows easy, uniform breakouts without rupturing the insulation.

characteristics

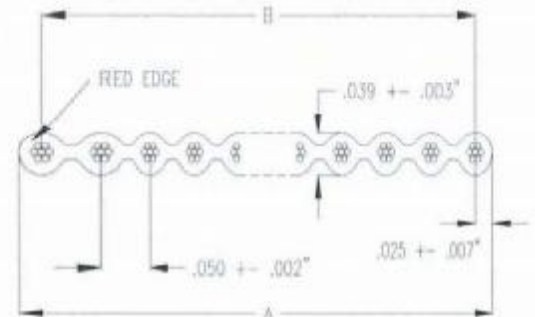
Physical

Conductors: 26 AWG 7/34 strand, tinned copper
Insulation: Extruded PVC, .010" wall
Color: Gray, one edge red
Conductor Spacing: .050 ±.002"
Cable Thickness: .039 ±.003"
Temperature Rating: -20° to 105° C (-4° to 22°F)

Electrical

Voltage Rating: 300 volts per UL style
Current Rating: 1.5 amps nominal at 10° rise above ambient.
Impedance: 92 ohms
Capacitance: 16.5 pF/ft @ 1.0 MHz
Inductance: .15 µH/ft @ 1.0 MHz
Propagation Delay: 1.5 ns/ft
Insulation Resistance: 10¹⁰ ohms - 10 ft., min
Cross Talk: 10 ft sample, 5 ns rise time, 2 lines driven, near end- 3.5% max; far-end 5.0% max

UL Style #2651, meets VW-1 CSA AWM FT-1



PART #	# COND	WIDTH A (nominal)		SPAN B	
		INCHES	(mm)	INCHES	(mm)
191-2601-110	10	0.500	(12,70)	0.450 ±.007	(11,43 ±0,18)
191-2601-114	14	0.700	(17,78)	0.650 ±.007	(16,51 ±0,18)
191-2601-116	16	0.800	(20,32)	0.750 ±.011	(19,05 ±0,28)
191-2601-120	20	1.000	(25,40)	0.950 ±.011	(24,13 ±0,28)
191-2601-125	25	1.250	(31,75)	1.200 ±.011	(30,48 ±0,28)
191-2601-126	26	1.300	(33,02)	1.250 ±.011	(31,75 ±0,28)
191-2601-134	34	1.700	(43,18)	1.650 ±.011	(41,91 ±0,28)
191-2601-137	37	1.850	(46,99)	1.800 ±.015	(45,72 ±0,38)
191-2601-140	40	2.000	(50,80)	1.950 ±.015	(49,53 ±0,38)
*191-2601-150	50	2.500	(63,50)	2.450 ±.015	(62,23 ±0,38)
191-2601-160	60	3.000	(76,20)	2.950 ±.015	(74,93 ±0,38)
191-2601-164	64	3.200	(81,28)	3.150 ±.015	(80,01 ±0,38)

* Used for Fast 20 SCSI, 8 bit narrow applications

Spectra-Zip® planar cable — 191-2801 series



description

Spectra-Zip planar cable offers a balanced combination of economy, reliable performance, weight and space savings, controlled electrical characteristics, and low-cost termination for general-purpose interconnection in electronic products from calculators and automobiles to computers and switching networks.

Spectra-Zip cable consists of stranded round conductors insulated with gray PVC to form a planar cable. The insulation is extruded around the conductors so that the cable has a "double contour" to allow for mounting IDC connectors on either surface of the cable. A tear feature built into the cable allows easy, uniform breakouts without rupturing the insulation. Spectra-Zip cable is packaged in 100-foot putups in dispenser boxes.

For other wire gauges, spacing materials and lengths, please consult the Spectra-Strip sales office nearest you.

order information

Series 843-191-2801-XXX

Part Number	No. Cond.	Width 'A'		Span 'B'	
		Inch	(mm)	Inch	(mm)
843-191-2801-109	9	.450	(11,43)	.400 ± .007	(11,43 ± 0,18)
843-191-2801-110	10	.500	(12,70)	.450 ± .007	(11,43 ± 0,18)
843-191-2801-114	14	.700	(17,78)	.650 ± .007	(16,51 ± 0,18)
843-191-2801-115	15	.750	(19,05)	.700 ± .007	(17,78 ± 0,18)
843-191-2801-116	16	.800	(20,32)	.750 ± .011	(19,05 ± 0,28)
843-191-2801-120	20	1.000	(25,40)	.950 ± .011	(24,13 ± 0,28)
843-191-2801-124	24	1.200	(30,48)	1.150 ± .011	(29,21 ± 0,28)
843-191-2801-125	25	1.250	(31,75)	1.200 ± .011	(30,48 ± 0,28)
843-191-2801-126	26	1.300	(33,02)	1.250 ± .011	(31,75 ± 0,28)
843-191-2801-134	34	1.700	(43,18)	1.650 ± .011	(41,91 ± 0,28)
843-191-2801-136	36	1.800	(45,72)	1.750 ± .015	(44,45 ± 0,38)
843-191-2801-137	37	1.850	(47,00)	1.800 ± .015	(45,72 ± 0,38)
843-191-2801-140	40	2.000	(50,80)	1.950 ± .015	(49,53 ± 0,38)
843-191-2801-150	50	2.500	(63,50)	2.450 ± .015	(62,23 ± 0,38)
843-191-2801-160	60	3.000	(76,20)	2.950 ± .015	(74,93 ± 0,38)
843-191-2801-164	64	3.200	(81,28)	3.150 ± .015	(80,01 ± 0,38)

843-191-2801-0XX UL Now Supplied As 1XX UL/CSA 3XX = 300' Rolls

24 720 Sherman Avenue Hamden CT, 06514 in CT, call 1.203.281.3200 Fax 1.203.281.5872
1.800.846.6400 sales@spectra-strip.com http://www.spectra-strip.com

benefits

- Fast, low-cost mass termination.
- Precise spacing for controlled electrical characteristics.
- Flexible gray PVC insulation.
- Double contour allows termination from either side of cable.
- Easy conductor separation for circuit routing.
- UL recognized and CSA certified.

Physical

Conductors: 28 AWG, 7/36 strand
tinned copper

Number of conductors: 10, 14, 16, 20,
24, 25, 26, 34, 36, 37, 40, 50, 60
and 64

Color: Gray (one edge red)

Conductor spacing: .050" ± .002"

Cable thickness: .035" ± .003"

Insulation: Gray PVC, flame retardant
VW-1

Electrical

Voltage rating: 300 V

Current rating: 1 amp nominal at 10°C
above ambient

Temperature rating: 105°C, (221°F)

Impedance: 105 ohms nominal

Capacitance: 14 pF/ft. (45,9 pF/m)
nominal @ 1 MHz

Crosstalk: 10' sample 5 ns rise time
with 2 lines driven

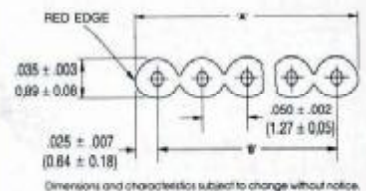
NE = 3.0%, FE = 4.0% nominal

Propagation delay: 1.5 ns/ft. (4,9 ns/m)
nominal

Insulation resistance: 10¹⁰ ohms —
10 ft. min.

UL style number: Cable style 2651

CSA: CSA AWM I A105° (221°F),
300 V, FT-1.




other cable capabilities

Part Number	AWG-Strand	Center-line)
843-191-3001-XXX	30 AWG (1 × 30)	.050"
843-191-2802-XXX	28 AWG (1 × 28)	.050"
843-191-2601-XXX	26 AWG (7 × 34)	.050"
843-191-2602-XXX	26 AWG (1 × 26)	.050"
843-191-2401-XXX	24 AWG (7 × 32)	.075"

Spectra-Strip® Spectra-Flex™

high flex life flat cable — 191-2811 series



description

The new Spectra-Flex high flex life flat cable is designed for applications that require repeated flexing without circuit interruption. A typical use would be for printers that need a flexible cable to cyclically travel back and forth, or any other application where constant flexing is required.

order information

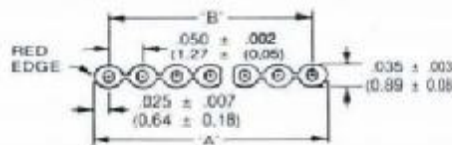
Series 843-191-2811-XXX

Part Number	No. Conds.	Width "A"		Span "B"	
		Inch	(mm)	Inch	(mm)
843-191-2811-010	10	.500	(12.70)	.450 ± .007	(11.43 ± 0.18)
843-191-2811-014	14	.700	(17.78)	.650 ± .007	(16.51 ± 0.18)
843-191-2811-016	16	.800	(20.32)	.750 ± .011	(19.05 ± 0.28)
843-191-2811-020	20	1.000	(25.40)	.950 ± .011	(24.13 ± 0.28)
843-191-2811-026	26	1.300	(33.02)	1.250 ± .011	(31.75 ± 0.28)
843-191-2811-034	34	1.700	(43.18)	1.650 ± .011	(41.91 ± 0.28)
843-191-2811-040	40	2.000	(50.80)	1.950 ± .015	(49.53 ± 0.38)
843-191-2811-050	50	2.500	(63.50)	2.450 ± .015	(62.23 ± 0.38)
843-191-2811-060	60	3.000	(76.20)	2.950 ± .015	(74.93 ± 0.38)
843-191-2811-064	64	3.200	(81.28)	3.150 ± .015	(80.01 ± 0.38)


All of the above constructions are available with nickel coated copper alloy conductors. Simply use part number series 843-191-2812-XXX when ordering.

packaging

Standard put-ups are 100-ft. (30.48 meter) rolls. Consult factory for special put-up requirements.



benefits

- Made with special alloy conductors which can withstand continuous flexing
- Conductor spacing on 0.050" (1.27mm) centers with one edge conveniently marked for conductor reference, allows IDC mass termination, reduces labor
- UL recognized 
- CSA certification available

characteristics


Physical

Conductor: 28AWG, 19/40 silver plated copper alloy
 Insulation: PVC
 Thickness: .035" ± .003"
 Pitch: .050" ± .002"
 Color: Blue with red edge
 Flex life: >100 million cycles ("rolling" flex test, 5½" stroke with 1" bend radius)

Electrical

Voltage: 300 volts
 Impedance: 100 ohms, nom. (ground-signal-ground)
 Capacitance: 14 pf/ft. (45.9 pf/m) nom. (1MHz)
 Crosstalk: 10' sample, 5 ns rise time with 2 lines driven; NE = 3.0%, FE = 4.0% nom.
 Propagation delay: 1.4 ns/ft. (4.6 ns/m) nom.
 Insulation resistance: 10¹⁰ ohms—10 ft min.
 Temperature rating: 105°C
 UL style: Cable style 2651

Spectra-Zip® 1,00 mm planar cable 191-2815 series



description

Spectra-Zip 1,00 mm cable is designed for use with 2,00 mm hard metric mass terminable IDC connectors...a standardized utility connector widely used by disk drive and other manufacturers concerned with effective utilization of available board real estate. This cable is reliable and economical, with controlled electrical characteristics. Spectra-Zip 1,00 mm cable consists of stranded round conductors insulated with extruded PVC. Packaged in 100-foot put-ups.

benefits

- High density center-to-center spacing
- Easy, fast termination to 2,00 mm hard metric IDC connectors
- Easy identification of # 1 conductor with blue edge mark
- Double contour allows termination from either side of cable
- Tear feature allows easy conductor separation for circuit routing without rupturing insulation
- UL and CSA

order information

PART #	# COND	WIDTH A		SPAN B	
		mm	inches	mm	inches
191-2815-010	10	9,89	.3897	8,99±0,20	.3543±.0079
191-2815-014	14	13,89	.5472	12,99±0,20	.5118±.0079
191-2815-016	16	15,90	.6260	15,00±0,20	.5906±.0079
191-2815-020	20	19,89	.7834	18,99±0,20	.7480±.0079
191-2815-024	24	23,89	.9409	22,99±0,20	.9055±.0079
191-2815-026	26	25,90	1.0197	25,00±0,20	.9843±.0079
191-2815-034	34	33,89	1.3346	32,99±0,30	1.2992±.0118
191-2815-040	40	39,89	1.5708	38,99±0,30	1.5354±.0118
191-2815-044	44	43,89	1.7283	42,99±0,30	1.6929±.0118
191-2815-050	50	49,89	1.9645	48,99±0,30	1.9291±.0118
191-2815-060	60	59,89	2.3582	58,99±0,30	2.3228±.0118
191-2815-064	64	63,89	2.5157	62,99±0,35	2.4803±.0138
191-2815-068	68	67,89	2.6724	66,99±0,35	2.6378±.0138
191-2815-075	75	74,89	2.9475	73,99±0,35	2.9134±.0138

Dimensions and characteristics subject to change without notice.

characteristics

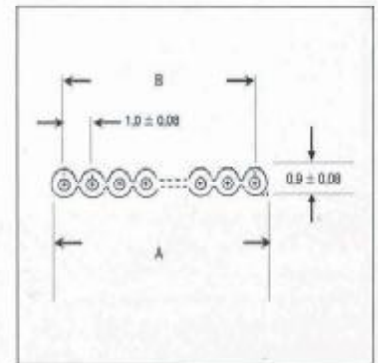
physical

Conductors: 28 AWG, 7/36 strand, tinned copper
 Insulation: .010" wall extruded, PVC, flame retardant VW-1
 Thickness: 0,9 ±0,08 mm (.0354" ±.0031")
 Pitch: 1,0 ±0,08 mm (.0394" ±.0031") centers
 Color: gray (one blue edge)
 Temperature rating: -20°C to +105°C


electrical

Voltage: 300 V
 Current rating: 1 amp nominal @ 10°C above ambient
 Impedance: 83 ohms nominal
 Capacitance: 60,0 pF/m (18.3 pF/ft) nominal @ 1.0 MHz
 Inductance: 0,50 µH/m (.15 µH/ft) nominal @ 1.0 MHz
 Propagation delay: 5.2 ns/m (1.58 ns/ft) nominal
 Insulation resistance: 10¹⁰ ohms - 3 m (10') min.
 Unbalanced crosstalk: 3 m (10') sample, 5 ns rise time with 2 lines driven, near end = 3.1% nominal far end = 4.0% nominal
 Mode: ground-signal-ground

UL: recognized, AWM 2651, meets VW-1
 CSA: certified, class I group A, FT-1



TPE Insulated Zip Cable 193-2801 Series



benefits

- Wide range of operating temperatures - 65°C to +125°C
- Fast signal speed
- Low capacitance
- UL recognized (UL style no. 20559)

characteristics

Physical

Conductors: 28-7/36 AWG Tinned Copper
 Insulation: Extruded TPE, .010" wall
 Color: Tan (one edge red)
 Temperature Rating:
 -65 to 125°C (-85°F to 257°F)
 UL Style: 20559 (125°C, 300 volts)

Electrical

Impedance: 115 ohms
 Propagation Delay: 1.35 ns/ft
 Capacitance at 1 MHz: 11.0 pF/ft
 Inductance at 1 MHz: .18 uH/ft
 Insulation Resistance:
 10¹⁰ ohms -10 ft. (min)
 Unbalanced CrossTalk:
 5 ns Risetime (10 ft sample), 2 lines driven
 Near End: 3.0% Far End: 3.0%
 Note: ground-signal-ground test mode

description

TPE Zip Cable is designed to provide faster signal transmission speed and lower capacitance characteristics than equivalent standard flat ribbon cable constructions. The Thermoplastic Elastomer (TPE) insulation allows this cable to be used in more severe operating environments with wider temperature ranges (-65°C to +125°C)

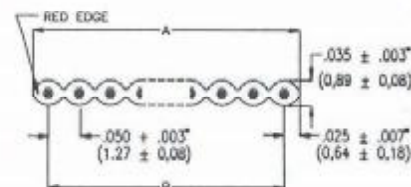
This cable consists of 28 AWG stranded round conductors on .050" centers with an extruded TPE insulation. It is UL recognized at a rating of 125°C, 300 volts (Ref UL Style #20559).

cable selection chart

PART NUMBER	NO. COND.	WIDTH 'A'		SPAN 'B'	
		INCHES	(MM)	INCHES	(MM)
843-193-2801-009	9	.450	(11,43)	.400 ± .007	(10,16 ± 0,18)
843-193-2801-010	10	.500	(12,70)	.450 ± .007	(11,43 ± 0,18)
843-193-2801-014	14	.700	(17,78)	.650 ± .007	(16,51 ± 0,18)
843-193-2801-015	15	.750	(19,05)	.700 ± .007	(17,78 ± 0,18)
843-193-2801-016	16	.800	(20,32)	.750 ± .011	(19,05 ± 0,28)
843-193-2801-020	20	1.000	(25,40)	.950 ± .011	(24,13 ± 0,28)
843-193-2801-024	24	1.200	(30,48)	1.150 ± .011	(29,21 ± 0,28)
843-193-2801-025	25	1.250	(31,75)	1.200 ± .011	(30,48 ± 0,28)
843-193-2801-026	26	1.300	(33,02)	1.250 ± .011	(31,75 ± 0,28)
843-193-2801-034	34	1.700	(43,18)	1.650 ± .011	(41,91 ± 0,28)
843-193-2801-036	36	1.800	(45,72)	1.750 ± .015	(44,45 ± 0,38)
843-193-2801-037	37	1.850	(47,00)	1.800 ± .015	(45,72 ± 0,38)
843-193-2801-040	40	2.000	(50,80)	1.950 ± .015	(49,53 ± 0,38)
843-193-2801-050	50	2.500	(63,50)	2.450 ± .015	(62,23 ± 0,38)
843-193-2801-060	60	3.000	(76,20)	2.950 ± .015	(74,93 ± 0,38)
843-193-2801-064	64	3.200	(81,28)	3.150 ± .015	(80,01 ± 0,38)


options

- Available with 28-19 AWG stranded conductors on .050" centers for high flex life applications.
- Also available with .025" conductor spacing.
- 193-2811 Series
28-7/36 105°C TPE
- Consult factory for details.



Dimensions and characteristics subject to change without notice.

Spectra-Zip® PVC .025" center cable 191-3X0X series



characteristics

physical

Conductors: copper, see chart below
 Insulation: .0075" (0,19mm) wall PVC
 Pitch: 0.025"±0.002" (0,64±0,05 mm) centers
 Color: gray (one edge black)
 Temperature rating: -20°C to +105°C (-4°F to +221°F)


electrical

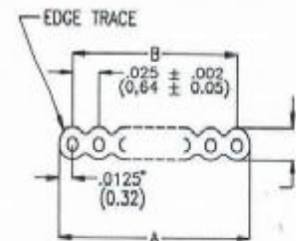
Voltage: 150 V
 Current rating: 0.8 amps nominal @ 10°C rise above ambient
 Propagation delay: 1.60 ns/ft (5,25 ns/m) nominal
 Insulation resistance: 10¹⁰ ohms - 10⁷ (3 m) min.
 Crosstalk: 10" (3 m) sample, 5 ns rise time with 2 lines driven, unbalanced mode (see below)
 UL style: #2678, rated 105°C (+221°F)

description

Spectra-Strip® PVC .025" center zip cable is designed to meet industry requirements for interconnect miniaturization. Applications include any system requiring a higher signal density or an inexpensive alternative to transmission cable. Standard put-up is 100' coils. Longer lengths are available upon request.

benefits

- High density center-to-center spacing allows increased miniaturization
- Precise spacing for controlled electrical characteristics
- Easy, fast mass-termination
- Easy identification of # 1 conductor with edge mark
- Double contour allows termination from either side of cable
- UL recognized 



Part Number	191-3003	191-3005	191-3203	191-3205
Conductors	30-1 solid bare	30-7/38 tinned	32-1 solid bare	32-7/40 tinned
Thickness	.025"±.002"	.027"±.002"	.023"±.002"	.024"±.002"
Impedance	80 ohms	70 ohms	95 ohms	90 ohms
Capacitance (nominal)	19.0 pf/ft (62,3 pf/m) @ 1 MHz	25.0 pf/ft (82,0 pf/m) @ 1 MHz	18.0 pf/ft (59,06 pf/m) @ 1 MHz	18.0 pf/ft (59,06 pf/m) @ 1 MHz
Inductance (nominal)	.15 µh/ft (.49 µh/m) @ 1.0 MHz	.14 µh/ft (.46 µh/m) @ 1.0 MHz	.17 µh/ft (.56 µh/m) @ 1.0 MHz	.16 µh/ft (.52 µh/m) @ 1.0 MHz
Crosstalk	near end: * 2.6% far end: * 3.7%	near end: * 2.6% far end: * 3.7%	near end: * 2.6% far end: * 3.7%	near end: * 2.6% far end: * 3.7%
**ground-signal-ground	near end: ** 1.0% far end: ** 2.0%	near end: ** 1.0% far end: ** 2.0%	near end: ** 1.0% far end: ** 2.0%	near end: ** 1.0% far end: ** 2.0%

order information

30-1 BARE SOLID PART #	30-7/38 TINNED PART #	32-1 BARE SOLID PART #	32-7/40 TINNED PART #	# COND	WIDTH A		SPAN B	
					INCHES	(mm)	INCHES	(mm)
191-3003-010	191-3005-010	191-3203-010	191-3205-010	10	.250	(6,35)	.225±.005	(5,72±0,13)
191-3003-016	191-3005-016	191-3203-016	191-3205-016	16	.400	(10,16)	.375±.005	(8,53±0,13)
191-3003-020	191-3005-020	191-3203-020	191-3205-020	20	.500	(12,70)	.475±.005	(12,07±0,13)
191-3003-026	191-3005-026	191-3203-026	191-3205-026	26	.650	(16,51)	.625±.005	(15,88±0,13)
191-3003-034	191-3005-034	191-3203-034	191-3205-034	34	.850	(21,59)	.825±.006	(20,96±0,15)
191-3003-040	191-3005-040	191-3203-040	191-3205-040	40	1.000	(25,40)	.975±.006	(24,77±0,15)
191-3003-050	191-3005-050	191-3203-050	191-3205-050	50	1.250	(31,75)	1.225±.006	(31,12±0,15)
191-3003-060	191-3005-060	191-3203-060	191-3205-060	60	1.500	(38,10)	1.475±.006	(37,47±0,15)
191-3003-064	191-3005-064	191-3203-064	191-3205-064	64	1.600	(40,64)	1.575±.006	(40,01±0,15)
191-3003-068	191-3005-068	191-3203-068	191-3205-068	68	1.700	(43,18)	1.675±.007	(42,55±0,18)
191-3003-080	191-3005-080	191-3203-080	191-3205-080	80	2.000	(50,80)	1.975±.007	(50,17±0,18)
191-3003-100	191-3005-100	191-3203-100	191-3205-100	100	2.500	(63,50)	2.475±.007	(62,67±0,18)

Spectra-Zip® TPE .025" center 193-3X0X series



characteristics

physical

Conductors: copper, see chart below
 Insulation: .0075" (0,19mm) wall TPE
 Pitch: 0.025"±0.002" (0,64±0,05mm) centers
 Color: gray (one edge red)
 Temperature rating: -20°C to +105°C (-4°F to +221°F)

electrical

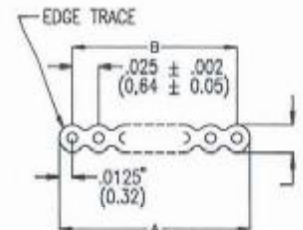
Voltage: 150 V
 Current rating: 0.8 amps nominal @ 10°C rise above ambient
 Propagation delay: 1.45 ns/ft (4,76 ns/m) nominal
 Insulation resistance: 10¹⁰ ohms. - 10' (3 m) min.
 Crosstalk: 10' (3 m) sample, 5 ns rise time with 2 lines driven, unbalanced mode (see chart below)
 UL style: #20647, rated 105°C (+221°F)

description

Spectra-Strip® TPE .025" center zip cable accommodates interconnected miniaturization, with the added benefit of improved electrical performance characteristics. Applications include any system requiring higher and faster signal density. Standard put-up is 100' coils. Longer lengths are available upon request.

benefits

- TPE insulation - lower dielectric constant, higher impedance, and faster signal speeds than PVC cable
- High density center-to-center spacing allows increased miniaturization
- Precise spacing for controlled electrical characteristics
- Easy, fast mass-termination
- Easy identification of # 1 conductor with edge mark
- Double contour allows termination from either side of cable
- UL recognized



Part Number	193-3003	193-3005	193-3203	193-3205	
Conductors	30-1 solid bare	30-7/38 tinned	32-1 solid bare	32-7/40 tinned	
Thickness	.025"±.002"	.027"±.002"	.023"±.002"	.024"±.002"	
Impedance	88 ohms	80 ohms	105 ohms	95 ohms	
Capacitance (nominal)	18.5 pF/ft (54,1 pF/m) @ 1 MHz	19.0 pF/ft (62,3 pF/m) @ 1 MHz	14.0 pF/ft (45,9 pF/m) @ 1 MHz	17.0 pF/ft (55,8 pF/m) @ 1 MHz	
Inductance (nominal)	.15 µH/ft (.49 µH/m) @ 1.0 MHz	.14 µH/ft (.46 µH/m) @ 1.0 MHz	.17 µH/ft (.56 µH/m) @ 1.0 MHz	.15 µH/ft (.49 µH/m) @ 1.0 MHz	
Crosstalk	near end: * 2.7% far end: * 3.3% near end: ** 1.0% far end: ** 1.6%	near end: * 2.7% far end: * 3.3% near end: ** 1.0% far end: ** 1.6%	near end: * 3.1% far end: * 3.6% near end: ** 1.0% far end: ** 1.9%	near end: * 3.0% far end: * 3.6% near end: ** 1.2% far end: ** 2.2%	near end: * 3.1% far end: * 3.4% near end: ** 1.0% far end: ** 2.0%


order information

30-1 BARE SOLID	30-7/38 TINNED	32-1 BARE SOLID	32-7/40 TINNED	# COND	WIDTH A		SPAN B	
					INCHES	(mm)	INCHES	(mm)
193-3003-010	193-3005-010	193-3203-010	193-3205-010	10	.250	(6,35)	.225±.005	(5,72±0,13)
193-3003-016	193-3005-016	193-3203-016	193-3205-016	16	.400	(10,16)	.375±.005	(9,53±0,13)
193-3003-020	193-3005-020	193-3203-020	193-3205-020	20	.500	(12,70)	.475±.005	(12,07±0,13)
193-3003-026	193-3005-026	193-3203-026	193-3205-026	26	.650	(16,51)	.625±.005	(15,88±0,13)
193-3003-034	193-3005-034	193-3203-034	193-3205-034	34	.850	(21,59)	.825±.006	(20,96±0,15)
193-3003-040	193-3005-040	193-3203-040	193-3205-040	40	1.000	(25,40)	.975±.006	(24,77±0,15)
193-3003-050	193-3005-050	193-3203-050	193-3205-050	50	1.250	(31,75)	1.225±.006	(31,12±0,15)
193-3003-060	193-3005-060	193-3203-060	193-3205-060	60	1.500	(38,10)	1.475±.006	(37,47±0,15)
193-3003-064	193-3005-064	193-3203-064	193-3205-064	64	1.600	(40,64)	1.575±.006	(40,01±0,15)
193-3003-068	193-3005-068	193-3203-068	193-3205-068	68	1.700	(43,18)	1.675±.007	(42,55±0,18)
193-3003-080	193-3005-080	193-3203-080	193-3205-080	80	2.000	(50,80)	1.975±.007	(50,17±0,18)
193-3003-100	193-3005-100	193-3203-100	193-3205-100	100	2.500	(63,50)	2.475±.007	(62,87±0,18)

Spectra-Strip® Ultra ATA Cable

191-3003-080 (PVC 30 awg solid)

191-3005-080 (PVC 30 awg stranded)



Spectra-Strip's new 80 conductor Ultra ATA is offered in two versions as recommended by the SFF-8049 committee for reliable 66 Mb/sec ATA data cable transfer

for cable assemblies up to 18.0". TPE cables with higher impedance are available for longer cables (consult factory for details).

Benefits

- High density spacing allows increased miniaturization
- Precise spacing for controlled electrical characteristics
- Easy, fast mass termination
- Double contour allows termination from either side of cable
- UL recognized/CSA certified

Physical characteristics

Conductors: (80) 30-1 bare copper (191-3003-080) or (80) 30- 7/38 tinned copper (191-3005-080)

Insulation: PVC

Color: Gray, with edge trace for polarity

Conductor Spacing: $.025" \pm 0.002"$

Temperature Rating: -20°C to $+105^{\circ} \text{C}$

Order Information

Series 191-3003-080
Series 191-3005-080

Part Number	No. Cond.		Width A (Nominal)		Span B	
			Inches	(mm)	Inches	(mm)
191-3003-080	80	30-1 Bare	2.000	(50,80)	1.975 ± 0.007	(50,17) $\pm 0,18$
191-3005-080	80	30 7/38 Tinned	2.000	(50,80)	1.975 ± 0.007	(50,17) $\pm 0,18$

Dimensions and characteristics subject to change without notice.

Electrical

Impedance (GSG)
Capacitance
UL
Flammability
Voltage Rating

191-3003-080

80 ohms
19.0 pf/ft
Style 2678
VW1/FT1
150 V

191-3005-080

70 ohms
25.0 pf/ft
Style 2678
VW1/FT1
150 V

