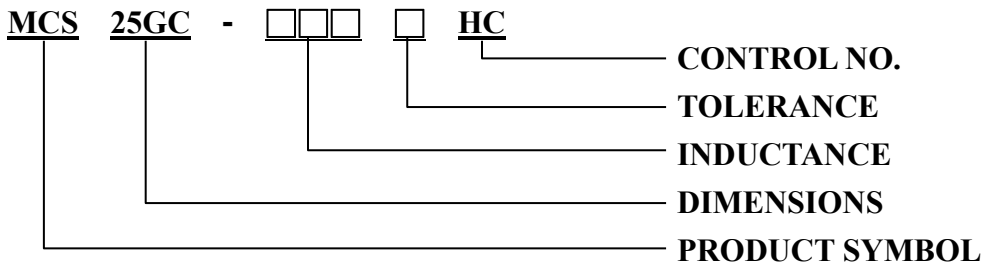


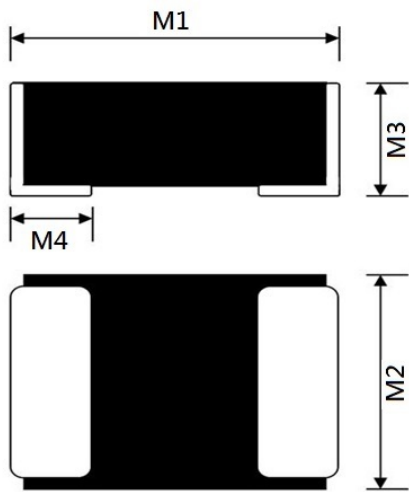
SPECIFICATION FOR APPROVAL

- ※This is a RoHS and REACH compliant product whose related documents are available on request.
- ※Graphic is only for dimensionally application.

1. PART NUMBERING IDENTIFICATION



2. MECHANICAL DIMENSION



UNIT: mm

	DIM.	TOL.
M1	2.5	±0.2
M2	2.0	±0.2
M3	1.0	MAX.
M4	0.6	±0.3

3. ELECTRICAL SPECIFICATION

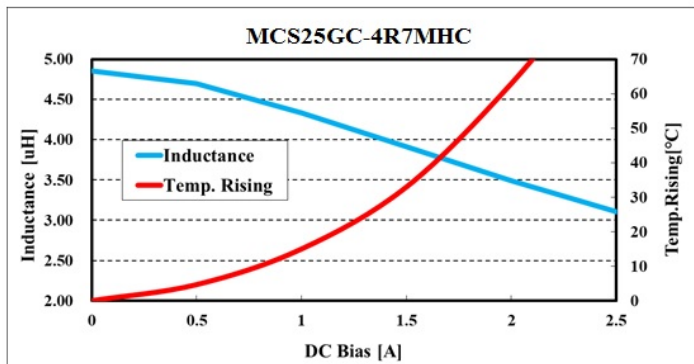
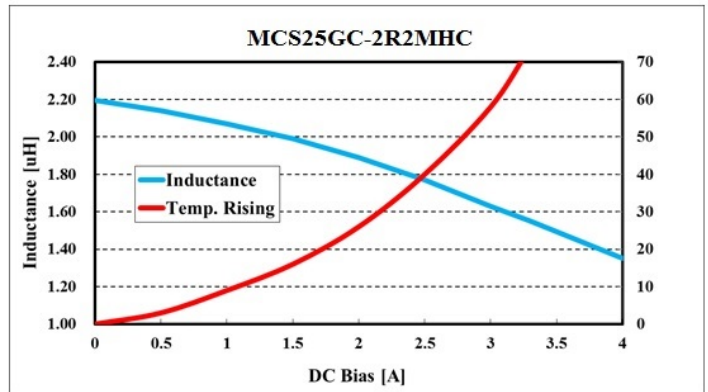
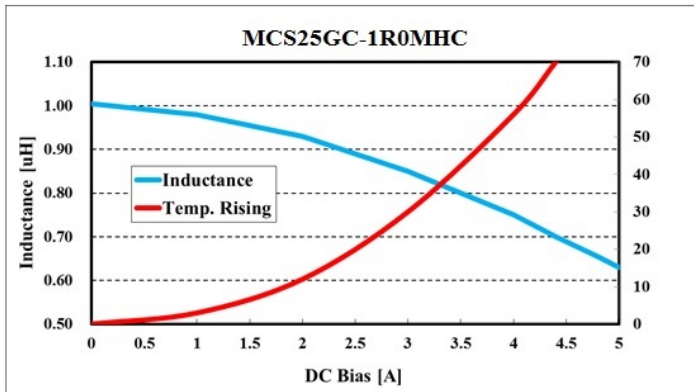
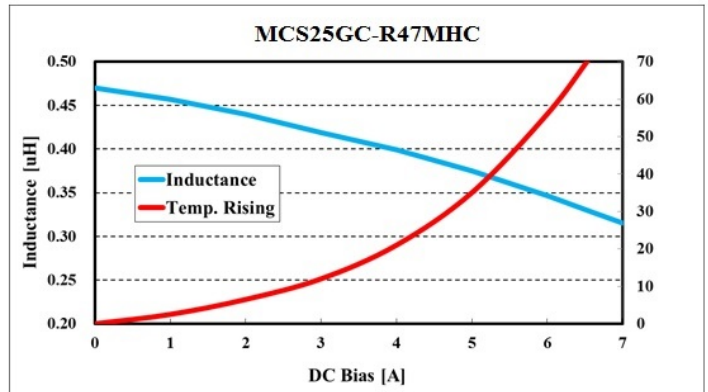
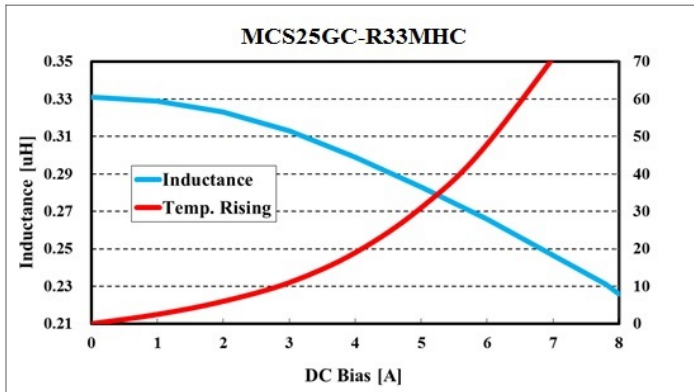
Part number	Inductance (uH) ±20%	DC Resistance (mΩ) Typical	DC Resistance (mΩ) MAX.	Irms (A) Typical	Irms (A) MAX.	I sat (A) Typical	I sat (A) MAX.
MCS25GC-R33MHC	0.33	17	22	5.6	4.8	7.8	7.0
MCS25GC-R47MHC	0.47	23	29	5.2	4.4	6.6	6.0
MCS25GC-1R0MHC	1.0	41	52	3.4	3.1	4.4	4.0
MCS25GC-2R2MHC	2.2	88	110	2.4	2.1	3.3	3.0
MCS25GC-4R7MHC	4.7	200	240	1.6	1.4	2.2	1.9

NOTE:

1. Test Freq.: 1MHz, 1V
2. All test referenced to 26°C ambient.
3. Operating Temperature range: -40°C to +125°C
4. Storage Temperature range: -50°C to +125°C
5. Isat means that DC current will cause a 30% inductance reduction from initial value.
6. Irms means that DC current will cause coil temp. rising to 40°C whichever is smaller.

SPECIFICATION FOR APPROVAL

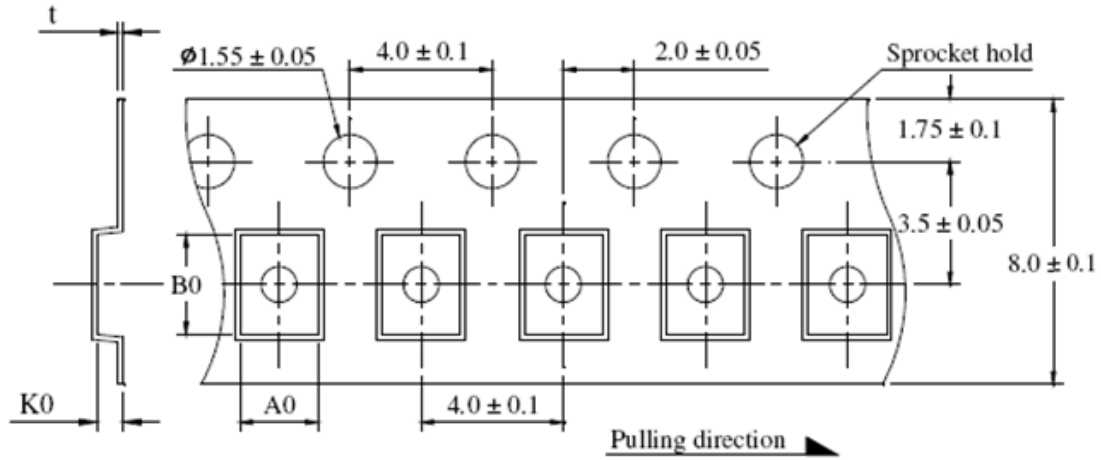
4. ELECTRICAL CURVE



SPECIFICATION FOR APPROVAL

5. PACKING

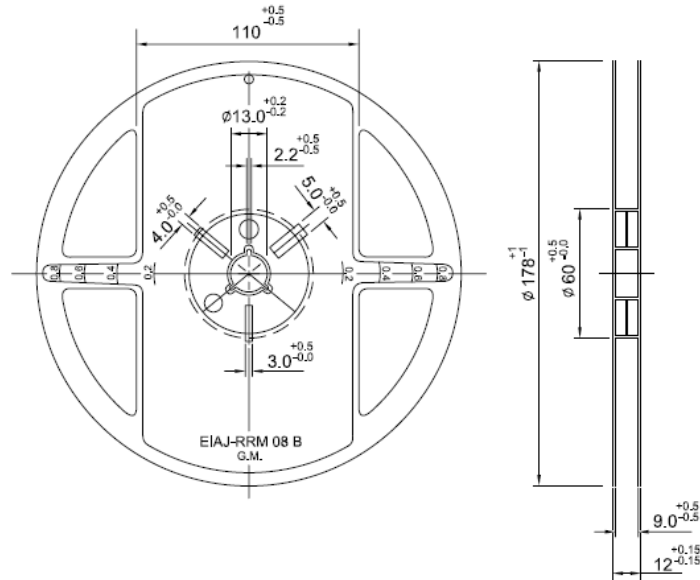
5.1 Carrier tape dimensions



UNIT : mm

	A0	B0	K0	t
DIM.	2.25 ± 0.05	2.80 ± 0.1	1.35 ± 0.1	0.22 ± 0.05

5.2 Taping reel dimensions



Qty.(pcs)	3,000
BOX	5 reels / inner box