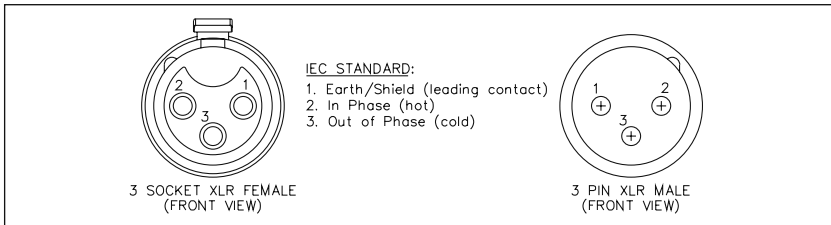


CONNECTOR WIRING INFORMATION

XLR (Microphone / Patch Cables)

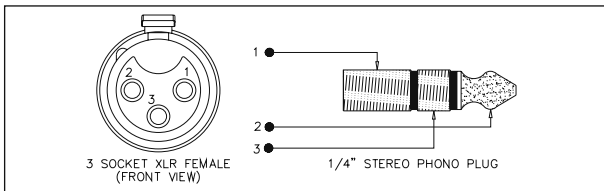


The standard XLR 3 contact pin outs are as shown above for a balanced lead. In such a configuration audio "Hot" (pin 2) is the in-phase connection whilst audio "Cold" (pin 3) is the out-of-phase connection. For an unbalanced lead however, you may connect pin 1 to either pin 2 or pin 3, but not both. In such a configuration the remaining pin is used for the audio signal.

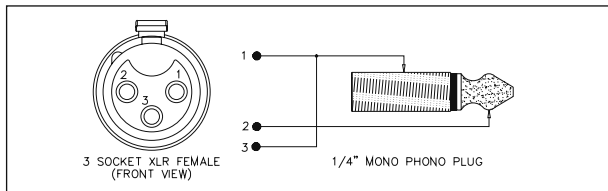
When terminating the cable shielding to pin 1 it is suggested that the shield be only grounded at one end of the cable to avoid inducing "hum". Pin 1 is a leading contact that engages at interconnection, before pin 2 or pin 3.

1/4" Phono (6.35mm) (Standard Applications)

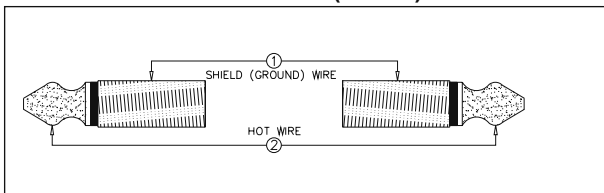
MICROPHONE CABLE - BALANCED



MICROPHONE CABLE - UNBALANCED



INSTRUMENT / LINE CABLE (MONO)



INSTRUMENT / LINE CABLE (STEREO)

